

## Cast Iron Handwheels without Revolving handle - without Keyway slot

PART NO	D1	D2	D3	L1	L3	NO OF SPOKES	APPROX Kg's
MI-CI-80-10-0	80	10	22	14	29	3	0.260
MI-CI-80-12-0	80	12	22	14	29	3	0.260
MI-CI-100-10-0	100	10	25	16	31	3	0.510
MI-CI-100-12-0	100	12	25	16	31	3	0.510
MI-CI-125-12-0	125	12	28	19	38	3	0.850
MI-CI-125-14-0	125	14	28	19	36	3	0.850
MI-CI-160-14-0	160	14	39	20	40	3	1.320
MI-CI-160-16-0	160	16	39	20	40	3	1.320
MI-CI-200-18-0	200	18	40	24	46	3	2.470
MI-CI-200-22-0	200	22	40	24	46	3	2.470
MI-CI-250-22-0	250	22	50	28	51	5	4.220
MI-CI-250-26-0	250	26	50	28	51	5	4.220

**Material :** Handwheel Cast iron

**Revolving Grips :**

- Steel / Aluminium Revolving Handles
- Thermo plastic handles (Optional)


**Finish :**

- Wheel Rim Turned & Mirror polished


**On Request :**

- Different bore sizes
- Hubs with square socket
- Power coated Handwheels


## Cast Iron Handwheels with Revolving handle - without keyway slot

PART NO	D1	D2	D3	L1	L2	L3	NO OF SPOKES	REVOLVING MACHINE HANDLE	APPROX  (Kg's)
MI-CI-REV-80-10-0	80	10	22	14	84	29	3	M6	0.315
MI-CI-REV-80-12-0	80	12	22	14	84	29	3	M6	0.315
MI-CI-REV-100-10-0	100	10	25	16	86	31	3	M6	0.565
MI-CI-REV-100-12-0	100	12	25	16	86	31	3	M6	0.565
MI-CI-REV-125-12-0	125	12	28	19	102	38	3	M8	0.950
MI-CI-REV-125-14-0	125	14	28	10	102	38	3	M8	0.950
MI-CI-REV-160-14-0	160	14	39	20	119	40	3	M10	1.505
MI-CI-REV-160-16-0	160	16	39	20	119	40	3	M10	1.505
MI-CI-REV-200-18-0	200	18	40	24	124	46	3	M10	2.655
MI-CI-REV-200-22-0	200	22	40	24	124	46	3	M10	2.655
MI-CI-REV-250-22-0	250	22	50	28	146	51	5	M12	4.580
MI-CI-REV-250-26-0	250	26	50	28	146	51	5	M12	4.580


## Cast Iron Handwheels with Revolving handle - with keyway slot

PART NO	D1	D2	D3	L1	L2	L3	K	H	NO OF SPOKES	REVOLVING MACHINE HANDLE	APPROX  KGS
MI-CI-REV-80-10-1	80	10	22	14	84	29	3	11.4	3	M6	0.315
MI-CI-REV-80-12-1	80	12	22	14	84	29	4	13.8	3	M6	0.315
MI-CI-REV-100-10-1	100	10	25	16	86	31	3	11.4	3	M6	0.565
MI-CI-REV-100-12-1	100	12	25	16	86	31	4	13.8	3	M6	0.565
MI-CI-REV-125-12-1	125	12	28	19	102	38	4	13.8	3	M8	0.950
MI-CI-REV-125-14-1	125	14	28	10	102	38	5	16.3	3	M8	0.950
MI-CI-REV-160-14-1	160	14	39	20	119	40	5	16.3	3	M10	1.505
MI-CI-REV-160-16-1	160	16	39	20	119	40	5	18.3	3	M10	1.505
MI-CI-REV-200-18-1	200	18	40	24	124	46	6	20.8	3	M10	2.655
MI-CI-REV-200-22-1	200	22	40	24	124	46	6	24.8	3	M10	2.655
MI-CI-REV-250-22-1	250	22	50	28	146	51	6	24.8	5	M12	4.580
MI-CI-REV-250-26-1	250	26	50	28	146	51	8	29.3	5	M12	4.580

## Cast Iron Handwheels without Revolving handle - with keyway slot

PART NO	D1	D2	D3	L1	L3	K	H	NO OF SPOKES	APPROX  KGS
MI-CI-80-10-1	80	10	22	14	29	3	11.4	3	0.260
MI-CI-80-12-1	80	12	22	14	29	4	13.8	3	0.260
MI-CI-100-10-1	100	10	25	16	31	3	11.4	3	0.510
MI-CI-100-12-1	100	12	25	16	31	4	13.8	3	0.510
MI-CI-125-12-1	125	12	28	19	38	4	13.8	3	0.850
MI-CI-125-14-1	125	14	28	19	38	5	16.3	3	0.850
MI-CI-160-14-1	160	14	39	20	40	5	16.3	3	1.320
MI-CI-160-16-1	160	16	39	20	40	5	18.3	3	1.320
MI-CI-200-18-1	200	14	40	24	46	6	20.8	3	2.470
MI-CI-200-22-1	200	16	40	24	46	6	24.8	3	2.470
MI-CI-250-22-1	250	22	50	28	51	6	24.8	5	4.220
MI-CI-250-26-1	250	26	50	28	51	8	29.3	5	4.220

## Cast Iron Handwheels without Revolving handle - without Slot - Blank

PART NO	D1	D3	L1	L3	NO OF SPOKES	APPROX  KGS
MI-CI-80-0-0	80	22	14	29	3	0.260
MI-CI-100-0-0	100	25	16	31	3	0.510
MI-CI-125-0-0	125	28	19	38	3	0.850
MI-CI-160-0-0	160	39	20	40	3	1.320
MI-CI-200-0-0	200	40	24	46	3	2.470
MI-CI-250-0-0	250	50	28	51	5	4.220